

# Welcome to VIT Library

---



VICTORIAN  
INSTITUTE OF  
TECHNOLOGY  
[www.vit.edu.au](http://www.vit.edu.au)

# VIT Library Locations

---

01

Melbourne  
Campus - Level  
6, 235 Queen  
Street

02

Melbourne  
Campus - Level  
14, 123 Queen  
Street

03

Sydney Campus –  
Level 5, 333 Kent  
Street

# VIT Library Resources

---

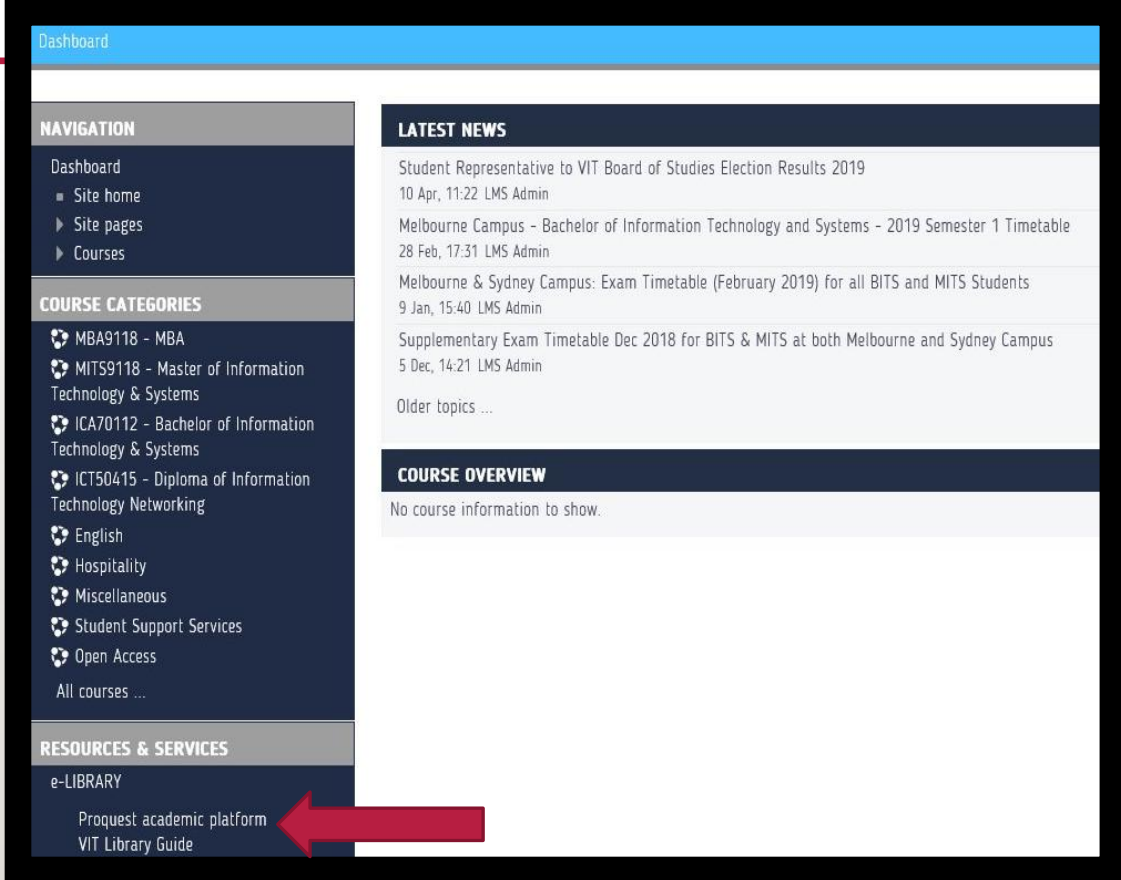
- 1  
IT specific  
print book  
collection
- 2  
Large online  
e-Library
- 3  
Computers
- 4  
Wi-Fi
- 5  
Laptop  
charging  
stations

# Accessing VITs e-Library

- [StudyBoard@VIT](mailto:StudyBoard@VIT)
- Log into your account (Moodle)
  
- [Moodle Student Manual](#)
- Available via VIT website, bottom of Downloads page
  
- [LMS@vit.edu.au](mailto:LMS@vit.edu.au)
- Email for Moodle help

# Searching VIT's e-Library

1. Log into your [StudyBoard@VIT](mailto:StudyBoard@VIT) account (Moodle)
2. Click ProQuest Academic Platform



The screenshot shows the Moodle dashboard interface. On the left sidebar, under the 'e-LIBRARY' section, the link 'Proquest academic platform' is highlighted with a red arrow. The main content area includes sections for 'NAVIGATION', 'COURSE CATEGORIES', 'LATEST NEWS', and 'COURSE OVERVIEW'.

**Dashboard**

**NAVIGATION**

- Dashboard
  - Site home
  - Site pages
  - Courses

**COURSE CATEGORIES**

- MBA9118 - MBA
- MITS9118 - Master of Information Technology & Systems
- ICA70112 - Bachelor of Information Technology & Systems
- ICT50415 - Diploma of Information Technology Networking
- English
- Hospitality
- Miscellaneous
- Student Support Services
- Open Access
- All courses ...

**RESOURCES & SERVICES**

- e-LIBRARY
  - Proquest academic platform
  - VIT Library Guide

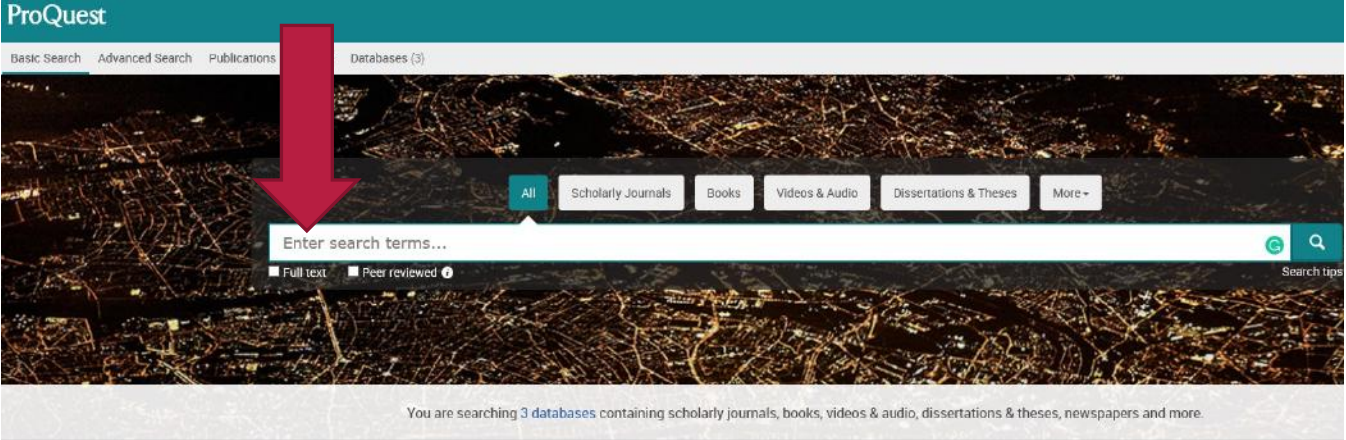
**LATEST NEWS**

- Student Representative to VIT Board of Studies Election Results 2019  
10 Apr, 11:22 LMS Admin
- Melbourne Campus - Bachelor of Information Technology and Systems - 2019 Semester 1 Timetable  
28 Feb, 17:31 LMS Admin
- Melbourne & Sydney Campus: Exam Timetable (February 2019) for all BITS and MITS Students  
9 Jan, 15:40 LMS Admin
- Supplementary Exam Timetable Dec 2018 for BITS & MITS at both Melbourne and Sydney Campus  
5 Dec, 14:21 LMS Admin
- Older topics ...

**COURSE OVERVIEW**

No course information to show.

### 3. Enter Search Term into Search Box



The screenshot shows the ProQuest search interface. At the top, there is a teal header with the ProQuest logo. Below the header, there are navigation links: Basic Search, Advanced Search, Publications, and Databases (3). A large red arrow points down to the search box, which contains the placeholder text "Enter search terms...". To the right of the search box is a search button with a magnifying glass icon. Below the search box, there are filters for "Full text" and "Peer reviewed". The background of the search area features a dark, textured image of what appears to be a pile of sticks or twigs. Below the search area, there is a message: "You are searching 3 databases containing scholarly journals, books, videos & audio, dissertations & theses, newspapers and more." Below this message is a "Search Tips" section with four cards. The first card has a book icon and text: "Go to Publications to search or browse specific journals, newspapers, magazines, or books." The second card has a quote icon and text: "Use quotes around terms to search an exact phrase." The third card has a video icon and text: "Watch our video tutorial for an introduction on using the basic search form." The fourth card has a question mark icon and text: "Search the Help documentation".



# 4. Refine Results

The screenshot shows the ProQuest search results page for the query "Java programming". The search bar at the top contains the text "Java programming". A large red arrow points from the search bar down to the first search result. The page displays 63,351 results. On the left side, there are several filters: "Sorted by" (set to Relevance), "Limit to" (with options for Full text and Peer reviewed), "Source type" (with options for Scholarly Journals, Books, Audio & Video Works, Dissertations & Theses, and Newspapers), "Publication date" (with options for Last 12 Months, Last 5 Years, Last 10 Years, and Custom Date Range), and "Subject". The main results area shows three items:

- 1. **Java threads: A comparative book review; Choose the best tutorial for learning to program with Java threads**  
Zukowski, John. *JavaWorld, San Francisco* (Jan 3, 2001): 1.  
...comparative review of six Java thread programming books will help you decide...  
...Programming in Java from Addison-Wesley came out several years ago, I've been...  
...at six of the latest Java thread programming books. The six...  
Abstract/Details Full text Preview
- 2. **THE JAVA PROGRAMMING COURSE IN ACCREDITED BUSINESS SCHOOLS IN THE UNITED STATES**  
Teer, Faye P.; Kruck, S E. *Information Technology, Learning, and Performance Journal; Morehead* Vol. 23, Iss. 1, (Spring 2005): 1-11.  
Abstract/Details Full text Full text - PDF (2 MB) References (36) Preview
- 3. **Java threads: A comparative book review; Choose the best tutorial for learning to program with Java threads**  
Zukowski, John. *JavaWorld; San Francisco* (Dec 15, 2000): 1.  
...comparative review of six Java thread programming books will help you decide...  
...Programming in Java from Addison-Wesley came out several years ago, I've been...  
...at six of the latest Java thread programming books. The six...  
Abstract/Details Full text Preview

At the bottom, there is a partial view of a fourth result: **Java Across Different Curricula. Courses and Countries Using a Common Pool of Teaching Material**.

## 5. Read Online, or Download Item/s



2



### THE JAVA PROGRAMMING COURSE IN ACCREDITED BUSINESS SCHOOLS IN THE UNITED STATES

Teer, Faye P; Kruck, S E. *Information Technology, Learning, and Performance Journal*; Morehead Vol. 23, Iss. 1, (Spring 2005): 1-11.



[Abstract/Details](#)

[Full text](#)

[Full text - PDF \(2 MB\)](#)

[References \(36\)](#)

[Preview](#) ▾





## 5. Read Online, or Download or Email / Item/s

The screenshot shows a ProQuest article page for the article "THE JAVA PROGRAMMING COURSE IN ACCREDITED BUSINESS SCHOOLS IN THE UNITED STATES" by Teer, Faye P; Kruck, S E. The page is displayed in a grid view. A search bar is visible at the top right. The article title and author information are prominently displayed. Below the title, there are navigation tabs for "Full text", "Full text - PDF", "Abstract/Details", and "References (36)". A red arrow points to the "Download PDF" button in the right-hand sidebar. Another red arrow points to the "Email" button, and a third red arrow points to the "Print" button. The sidebar also includes options for "Cite", "Save", and "Add to Selected items". Below the article information, there is a section for "Documents with shared references (281)" and a "Related items" section with a list of related articles.

# Additional Library Resources

---

- [Melbourne City Libraries](#)
- [Sydney City Libraries](#)
- [State Library Victoria](#)
- [State Library New South Wales](#)
- [Public University Libraries](#)



# PLAGIARISM

---

Plagiarism is the Act of Taking Another Person's Words or Ideas And Presenting Them As Your Own



Plagiarism is a Form of Academic Misconduct And is Taken Very Seriously at University And Can Lead to Unit Failure, Plus Possible Exclusion From a Course.

---

---

# REFERENCING

Referencing helps you avoid plagiarism.

Always check with your lecturer which referencing style to use for assignment/s.

Referencing is a standardised set of rules that you will use to give credit to your sources.

Both APA and IEEE referencing styles are used at VIT.

# Referencing Consists of Two Parts

---

1. In-text citation  
(throughout  
assignment).

2. Reference list  
(at end of  
assignment).



# IN-TEXT CITATION

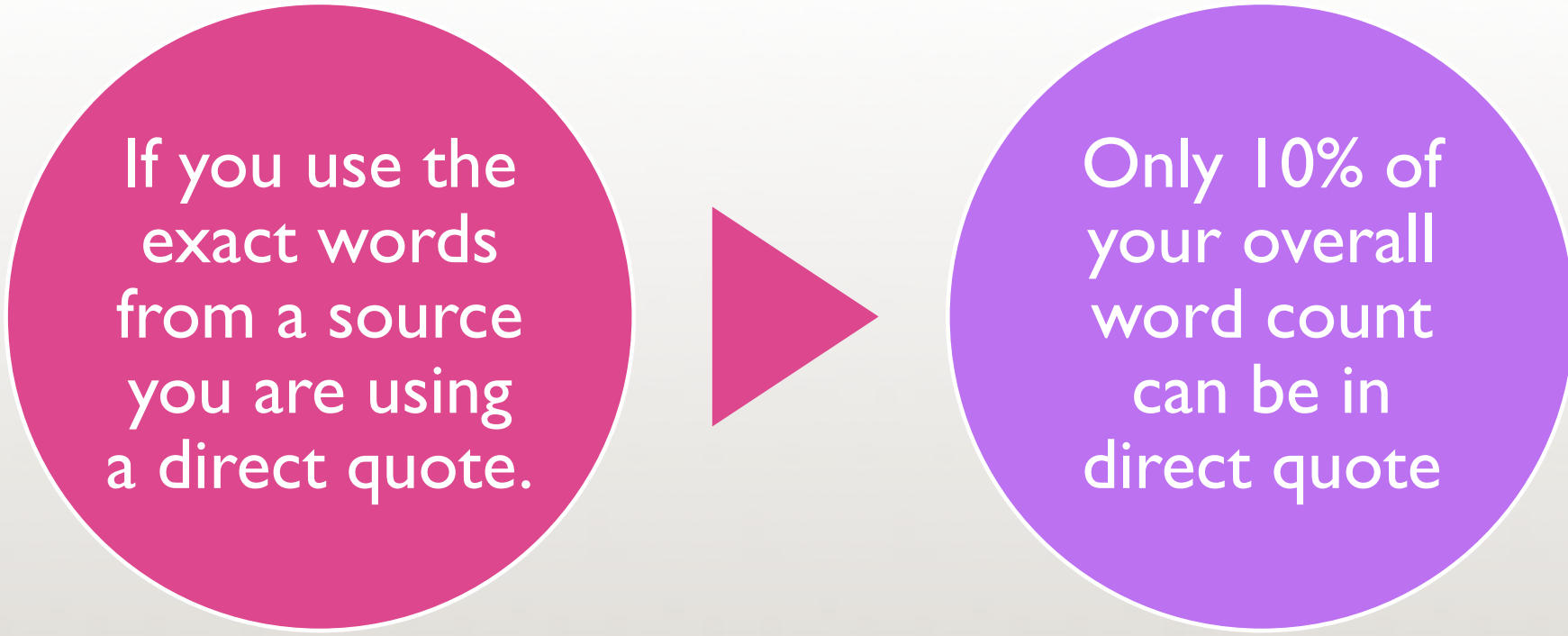
- When referencing begin with in-text citations, these citations allow your readers to link your key points to where your information was sourced.
- All sources are cited with the exception of personal communication and references to classical works.
- You need to include an alphabetical reference list (APA), or numerical list [IEEE], with the full bibliographical details of all sources at the end of your document.

# In-text Citation - Direct Quote or Paraphrasing

- In-text citation will be either a:
  - Direct Quote or
    - Paraphrasing.

# In-text Citation – Direct Quote

---



If you use the exact words from a source you are using a direct quote.

Only 10% of your overall word count can be in direct quote

# In-text Citation – Direct Quote – APA Example

---

- When referencing a direct quote enclose the quote with double quotation marks. When using the APA referencing method the in-text citation should be written immediately after the quote before the end punctuation mark.
  - Example: “I’ve failed over and over again in my life. And that is why I succeed” (Arnott, 2005, p. 43).

# In-text Citation – Direct Quote – IEEE Example

---

- When referencing a direct quote enclose the quote with double quotation marks. When using the IEEE referencing a number enclosed in square brackets indicates the specific reference, plus the page number. Citations are numbered in the order in which they appear.
  - Example: “I’ve failed over and over again in my life. And that is why I succeed” [1:43].



# In-text Citation – Paraphrasing

---

Paraphrasing expresses the same meaning as the direct quote but in your own words.



Regardless of using a direct quote or paraphrasing you must use an in-text citation.

---

---

## In-text Citation – Paraphrasing – APA Example

When referencing a paraphrase you can either begin your sentence with the in-text citation, or end with it.

Example 1: Arnott (2005) says that learning from failure can put you on a path to success.

Example 2: Michael Arnott says that learning from failure can put you on the path to success (Arnott, 2005).

---

---

## In-text Citation – Paraphrasing – IEEE Example

When referencing a paraphrase you can either begin your sentence with the in-text citation, or end with it. When using the IEEE referencing a number enclosed in square brackets indicates the specific reference. Citations are numbered in the order in which they appear.

Example 1: Arnott [1] says that learning from failure can put you on a path to success.

Example 2: Michael Arnott says that learning from failure can put you on the path to success [1].

## End of Text Reference List

Your in-text citations must link to the full entry in the end of text reference list at the end of your assessment.

# End of Text Reference List – APA Book

- Author or authors. The surname is followed by first initials.
- Year of publication of the book (in round brackets).
- Book title (in italics).
- Place of publication.
- Publisher.
- The first line of each citation is left adjusted. Every subsequent line is indented 5-7 spaces.

Example: [Arnott, G. D. \(2005\). \*Working in aged care and disability services: An introduction\*. Croydon, VIC: Tertiary Press.](#)



## End of Text Reference List – IEEE Book

- Author or authors. First initials followed by surname.
- Book title (in italics).
- Place of publication.
- Publisher.
- Year of publication of the book.

Example: [1] W. K. Chen, *Linear Networks and Systems*.  
Belmont, CA:Wadsworth Press, 2003.

# End Of Text Reference List – APA E-book Example

---

- Citing a book found in a database
- Structure:
- Author, F.M. (Year of Publication). Title of work. Retrieved from <http://xxxxx> or [doi:xxxxx](https://doi.org/xxxxx)

Example: [Rodriguez-Garcia, R., & White, E.M. \(2005\). Self-assessment in managing for results: Conducting self-assessment for development practitioners. doi:10.1596/9780-82136148-1](#)

# END OF TEXT REFERENCE LIST – IEEE E-BOOK EXAMPLE

- Author or authors. First initials followed by surname.
- Book title (in italics).
- Place of publication.
- Publisher.
- Year of publication of the book.
- [format]
- Source

Example: [1] L. Bass, P. Clements, and R. Kazman, *Software Architecture in Practice*, 2nd ed. Reading, MA: Addison Wesley, 2003. [E-book] Available: Safari e-book.

## End of Text Reference List – APA Journal Article Example

- Author or authors. The surname is followed by first initials.
  - Year of publication of the article (in round brackets).
  - Article title.
  - Journal title (in italics).
  - Volume of journal (in italics).
  - Issue of journal (no italics).
  - Page range of article.
- [DOI.](#)
- If no DOI cite the homepage url.
  - The first line of each citation is left adjusted. Every subsequent line is indented 5-7 spaces
  - Example: [Ruxton, C. \(2016\). Tea: Hydration and other health benefits. \*Primary Health Care\*, 26\(8\),34-42. doi:10.7748/phc.2016.e1162](#)

# End of Text Reference List – IEEE Journal Article Example

- Author or authors. First initials followed by surname.
- Year of publication of the article.
- Article title.
- Journal title (in italics).
- Volume of journal (in italics).
- Issue of journal (no italics).
- Page range of article.
- Month and year
- [format]
- Source
- [Date accessed]
- Example: [1] M.T. Kimour and D. Meslati, “Deriving objects from use cases in real-time embedded systems,” *Information and Software Technology*, vol. 47, no. 8, p. 533, June 2005. [Abstract]. Available: ProQuest, <http://www.umi.com/proquest/>. [Accessed November 12, 2007].



# APA Reference List Always in Alphabetical Order

---

- Arnott, G.D. (2005). *Working in aged care and disability services: An Introduction*. Croyden, VIC: Tertiary Press.
- El-Shamy, S. (2004). *How to design and deliver training for the new and emerging generations*. San Francisco, CA: Wiley.
- Ruxton, C. (2016). Tea: Hydration and other health benefits. *Primary Health Care*, 26(8), 34-42.  
doi:10.7748/phc.2016.e1162

# IEEE Reference List Always in Numerical Order

- [1] W. K. Chen, Linear Networks and Systems. Belmont, CA: Wadsworth Press, 2003.
- [2] L. Bass, P. Clements, and R. Kazman, Software Architecture in Practice, 2nd ed. Reading, MA: Addison Wesley, 2003. [E-book] Available: Safari e-book.
- [3] M. T. Kimour and D. Meslati, “Deriving objects from use cases in real-time embedded systems,” Information and Software Technology, vol. 47, no. 8, p. 533, June 2005. [Abstract]. Available: ProQuest, <http://www.umi.com/proquest/>. [Accessed November 12, 2007].

# APA Resources

---

APA Study Guide Link [StudyBoard@VIT](#) (Moodle)

[http://sites.umuc.edu/library/libhow/apa\\_examples.cfm#intext](http://sites.umuc.edu/library/libhow/apa_examples.cfm#intext)

(APA Citation Examples)

<http://www.easybib.com/guides/citation-guides/apa-format/>

(Scroll  $\frac{3}{4}$  down page, start at heading How to Cite Various Source Types)

<http://libraryguides.vu.edu.au/apa-referencing/sample-apa-reference-list>

(Example of a completed reference list)



# IEEE Resources

---

<http://guides.lib.monash.edu/citing-referencing/ieee>

[About IEEE Style]

<http://libraryguides.vu.edu.au/ieeereferencing/gettingstarted>

[IEEE Citation Getting Started]

<http://dal.ca.libguides.com/c.php?g=257109&p=1717773>

[IEEE In-text Citation Examples]

<http://libguides.murdoch.edu.au/IEEE/sample>

(IEEE Citation Reference List Example)



# APA and IEEE Video Resources


---

<https://vimeo.com/191910171>

APA referencing - The Basics

<https://vimeo.com/220916942>

IEEE referencing - The Basics





If you have any questions please feel  
free to ask a librarian, or email a  
librarian at [library@vit.edu.au](mailto:library@vit.edu.au)

---